



## Description

SMA connectors are adaptable to interconnection requirements of both systems and components. S-Corn offers a wide variety of cable connectors, receptacles, feed thru, end launches, and precision adapters to allow for interfacing with other connector series.

## Applications

- Civil & military telecommunication
- Instrumentation
- Wireless
- Process control
- PC/LAN
- Microwave Components ( power splitters and combiners, filters, amplifiers)

## Features

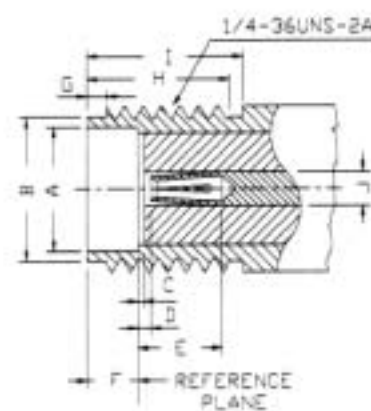
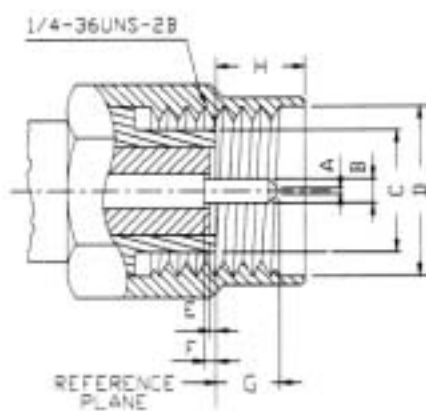
- Commercial Grade (Brass SMA) available.
- Various cable groups including double shielded 316.
- Built in accordance with MIL - C - 39012 and CECC 22110 / 1111.
- Gold or stainless steel passivated finish available.

## SMA 50 ohm 0-18 GHZ

SMA connectors are semi - precision,subminiature devices that provide repeatable electrical performance from DC to 12.4 GHz with flexible cable. Semi - rigid cabling extends the frequency range of the device to 18 GHz. These devices offer broadband performance with low reflection and constant 50 ohm impedance. These properties, along with minimum attenuation and low VSWR have made the SMA extremely popular in the microwave community.

The SMA design has been broadened to accommodate many interconnect requirements and is available in pressure crimp, clamp and solder terminal attachments. SMA design parameters have incorporated the considerations of balancing cost , size, weight and performance to yield the best value in your microwave system. Among typical applications are components such as dividers , mixers , amplifiers , trimmers and attenuators. SMA connectors are also used to provide interconnections from printed circuit board stripliness to coaxial cable.

### Interface Mating Dimensions



### PLUG

Letter	Millimeters(inches)	
	Minimum	Maximum
A	0.00(.000)	0.38(.015)
B	0.90(.0355)	0.94(.037)
C	—	4.59(.1807)
D	6.35(.250)	—
E	0.00(.000)	0.18(.007)
F	0.00(.000)	0.25(.010)
G	—	2.54(.100)
H	—	3.43(.135)

### JACK

Letter	Millimeters(inches)	
	Minimum	Maximum
A	4.60(.1810)	4.67(.1837)
B	5.28(.208)	5.49(.216)
C	0.00(.000)	0.18(.007)
D	0.00(.000)	0.25(.010)
E	2.92(.115)	—
F	1.88(.074)	1.98(.078)
G	0.38(.015)	1.14(.045)
H	4.32(.170)	—
I	5.54(.218)	—
J	1.24(.049)	1.30(.051)

<b>Impedance</b>	50 ohm
<b>Frequency Range</b>	0 to 18.0 GHz • for RG-402 & RG-405 semi-rigid cable-0 to 18.0 GHz • for flexible cable →max operation frequency of cable per MIL-C-17
<b>VSWR</b>	• 1.05+0.005 X f GHz max (straight) • 1.15+0.015 x f GHz max (Right Angle) RG 402(.141"OD.)→1.05+0.005 X f GHz max RG 405(.085"OD.)→1.05+0.005 X f GHz max RG 58,141,142,223 →1.10+0.01 X f GHz max (straight) 1.15+0.02 X f GHz max RG 174,188,316 →1.15+0.01 X f GHz max (straight) 1.18+0.02 X f GHz max (right angle) RG 178,196→1.20+0.020 X f GHz max (straight) 1.25+0.025 X f GHz max (right angle)
<b>Voltage Rating</b>	• RG-402(.141 "OD) →500 VRMS max • RG-405(.085"OD) →335 VRMS max • RG-58,141,142,223→500 VRMS max • RG-174,188,316→335 VRMS max • RG-178,196→250 VRMS max
<b>Dielectric Withstanding Voltage</b>	• RG-402(.141"OD.)→1000 VRMS max • RG-405(.085"OD)→750 VRMS max • RG-58,141,142,223→1000 VRMS max • RG-174,188,318→750 VRMS max • RG-178,196→500 VRMS max
<b>Contact Resistance</b>	Center Contact= 3.0 Milliohms max Outer Contact= 2.0 Milliohms max
<b>RF Leakage</b>	-(90-f GHz)dB min
<b>Insertion Loss</b>	.04 dB maximum     √f GHz (straight) .06 dB maximum     √fGHz (right angle)
<b>Insulator Resistance</b>	5,000 Megohms min

## Mechanical :

<b>Mating</b>	1/4"-36 threaded coupling
<b>Durability</b>	500 matings (for beryllium copper female contact only)
<b>Coupling Nut Retention</b>	60 lbs Min
<b>Recommend Nut Mating Torque</b>	2 inch pounds
<b>Cable Retention</b>	RG-58,141,142,223→40lbs min RG-174,188,316→25lbs min
<b>Temperature Range</b>	- 65°C to 165°C
<b>Vibration</b>	MIL-STD-202 Method 204 Cond. D.
<b>Salt Spray</b>	MIL STD-202 Method 101 Cond. B.

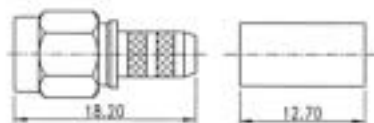
## Material:

Parts Name	Material	Plating
Body	Stainless steel Brass	Passivated or Gold Nickel or Gold
Center Contact	Male: Brass Female: Beryllium Copper	Gold
Insulator	PTFE	None
Gasket	Silicone Rubberr	None
Crimp Ferrule	Annealed Copper	Same as Bady

Note: Other Material/Finish is Available on Request.


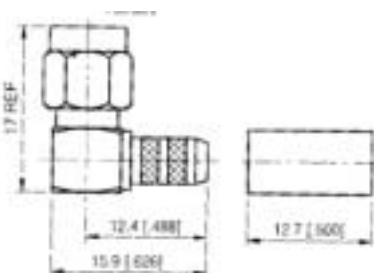
### SMA Straight Crimp Plug

Model No.	<b>S101</b>
Cable	RG58/U, 174/U, 141/U, 142/U, 400/U
Remark	




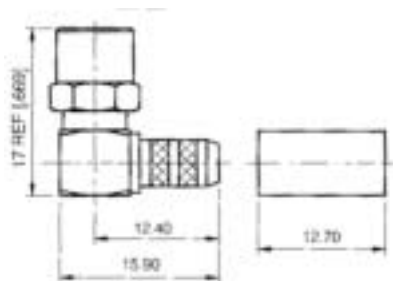
### SMA R/A Crimp Plug

Model No.	<b>S104</b>
Cable	RG58/U, RG174, 141/U, 142/U, 400/U
Remark	



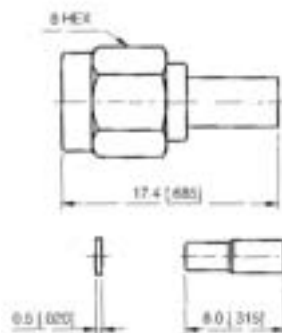
### SMA R/A Crimp Plug

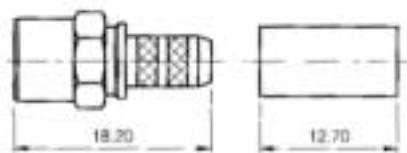
Model No.	<b>S123</b>
Cable	RG58/U, 141/U, 142/U, 400/U
Remark	



### SMA Straight Crimp Plug

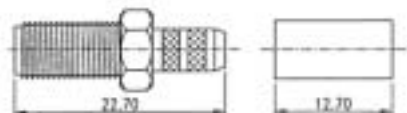
Model No.	<b>S124</b>
Cable	RG174/U, 188/U, 316/U
Remark	







### SMA Straight Crimp Plug

Model No.	<b>S135</b>
Cable	RG58/U,188/U,316/U
Remark	



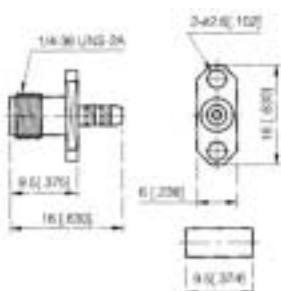

### SMA Straight Crimp Jack

Model No.	<b>S202</b>
Cable	RG58/U,174/U
Remark	



### SMA Straight Crimp Jack

Model No.	<b>S204</b>
Cable	RG58/U,174/U,400/U
Remark	

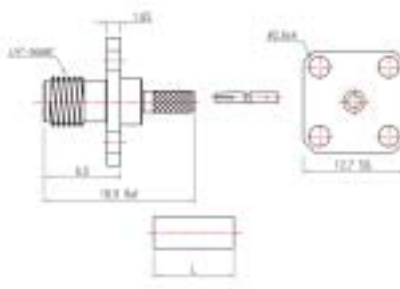


### SMA Panel Mount Jack Receptacle-2-Hole Flange

Model No.	<b>S207</b>
Cable	RG174/U,188A/U,316/U,B7805A
Remark	


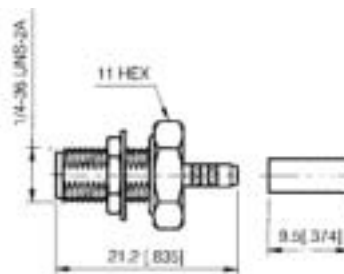
### SMA Panel Mount Jack Receptacle-4-Hole Flange

Model No.	<b>S273</b>
Cable	RG174,188A,316,B7805A
Remark	



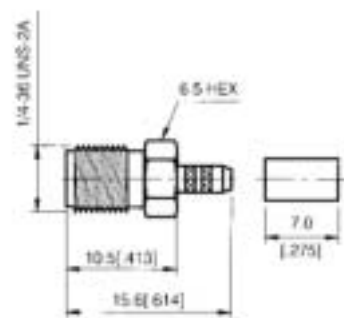
### SMA Bulkhead Crimp Jack With O-Ring

Model No.	<b>S212</b>
Cable	RG174,188A,316,B7805A
Remark	



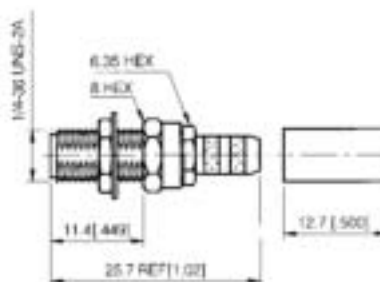
### SMA Straight Crimp Jack

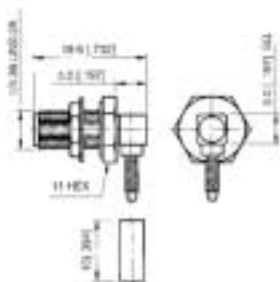

Model No.	<b>S213</b>
Cable	RG174,188A,316,B7805A
Remark	



### SMA Bulkhead Crimp Jack


Model No.	<b>S238</b>
Cable	RG58,400,316,174
Remark	





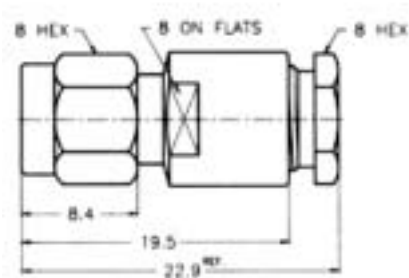
### SMA R/A Bulkhead Crimp Jack With O-Ring Seal

Model No.	<b>S239</b>
Cable	RG316/U,174/U
Remark	



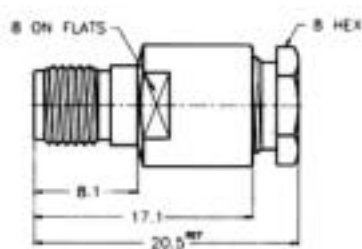

### SMA R/A Bulkhead Crimp Jack

Model No.	<b>S203</b>
Cable	RG174/U
Remark	



### SMA Straight Clamp Plug

Model No.	<b>S109</b>
Cable	RG58/U
Remark	




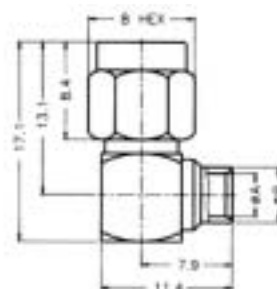
### SMA Straight Clamp Jack

Model No.	<b>S201</b>
Cable	RG58/U
Remark	



### SMA R/A Plug

Model No.	<b>S120</b>
Cable	RG402/U, 405/U
Remark	



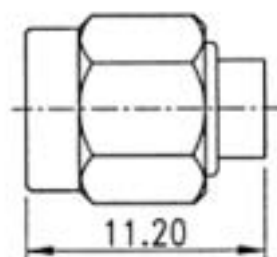
### SMA Straight Plug (High Voltage)

Model No.	<b>S121</b>
Cable	RG402/U, 405/U
Remark	




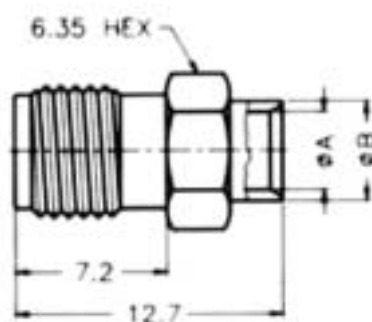
### SMA Straight Plug with Contact

Model No.	<b>S122</b>
Cable	RG402/U, 405/U
Remark	

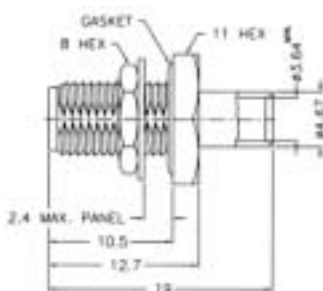


### SMA Straight Jack

Model No.	<b>S242</b>
Cable	RG402/U, 405/U
Remark	

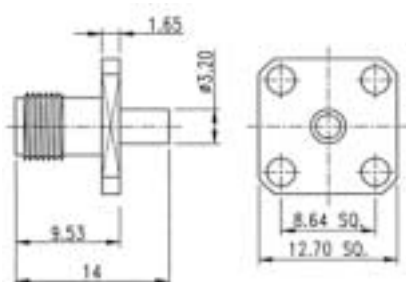







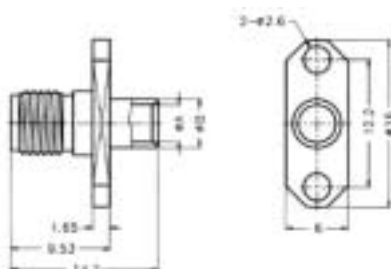

### SMA Bulkhead Jack

Model No.	<b>S227</b>
Cable	RG402/U, 405/U
Remark	



### SMA Jack , Panel Type,4-Hole Flange

Model No.	<b>S228</b>
Cable	RG402/U, 405/U
Remark	


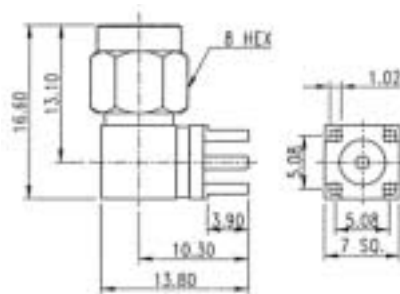


### SMA Jack,2-Hole Flange

Model No.	<b>S229</b>
Cable	RG402/U, 405/U
Remark	


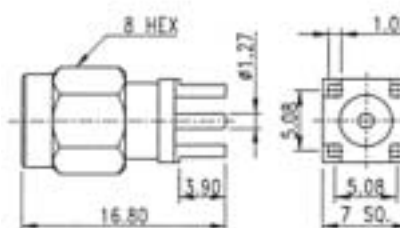
### SMA R/A Plug, PCB Type

Model No.	<b>S103</b>
Cable	
Remark	Recommended PCB layout is available upon request



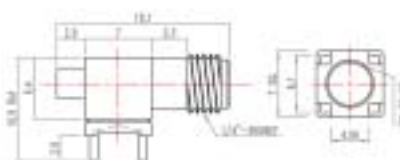
### SMA Plug, PCB Type

Model No.	<b>S105</b>
Cable	
Remark	Recommended PCB layout is available upon request




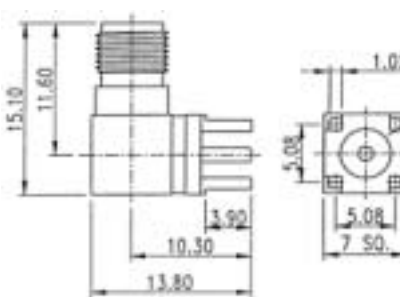
### SMA R/A Jack, PCB Type

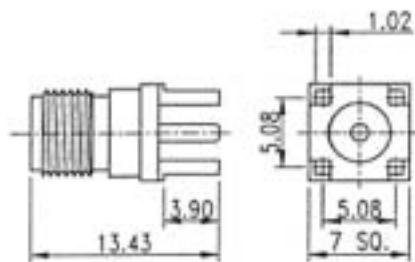
Model No.	<b>S206</b>
Cable	
Remark	Recommended PCB layout is available upon request



### SMA R/A Jack, PCB Type

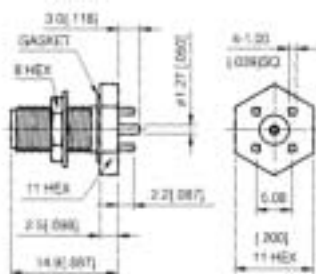

Model No.	<b>S209</b>
Cable	
Remark	Recommended PCB layout is available upon request





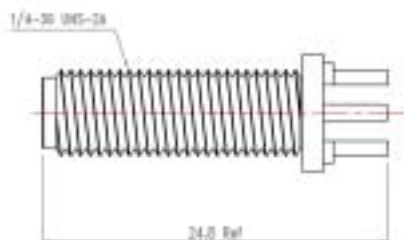
### SMA Jack, PCB Type

Model No.	<b>S211</b>
Cable	
Remark	Recommended PCB layout is available upon request



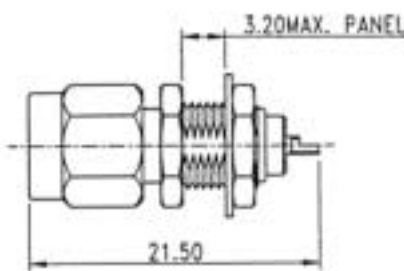
### SMA Bulkhead Jack For Printed Circuit Board with O-Ring Seal

Model No.	<b>S243</b>
Cable	
Remark	Recommended PCB layout is available upon request




### SMA Straight Jack, PCB Type

Model No.	<b>S205</b>
Cable	
Remark	Recommended PCB layout is available upon request



### SMA Plug-Rear Mount

Model No.	<b>S136</b>
Cable	
Remark	

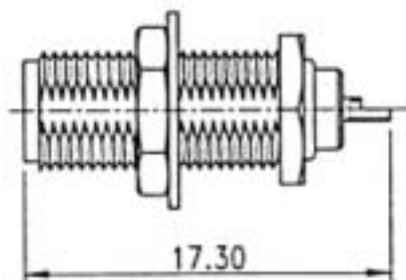


**SMA Series**

**Bulkhead Receptacle, Solder Pot Terminal**


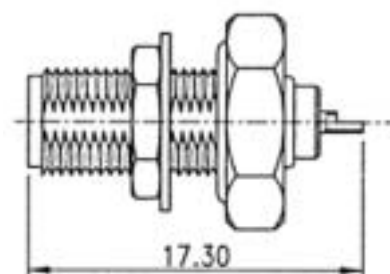
### SMA Bulkhead Jack Receptacle-Rear Mount

Model No.	<b>S210</b>
Cable	
Remark	




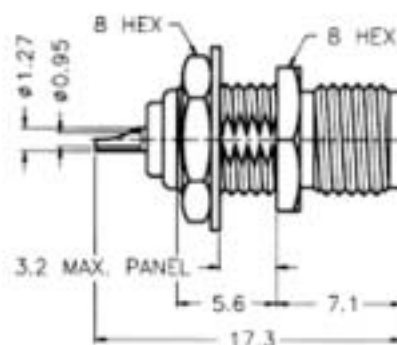
### SMA Bulkhead Receptacle-Rear Mount

Model No.	<b>S219</b>
Cable	
Remark	



### SMA Bulkhead Receptacle-Front Mount

Model No.	<b>S223</b>
Cable	
Remark	

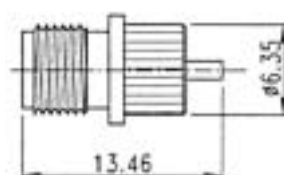


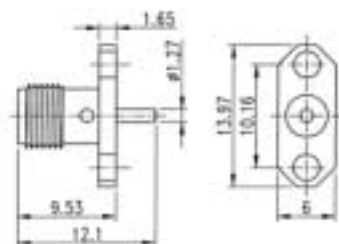
**SMA Series**

**Bulkhead Receptacle, Press-Fit Type**

### SMA Jack Receptacle

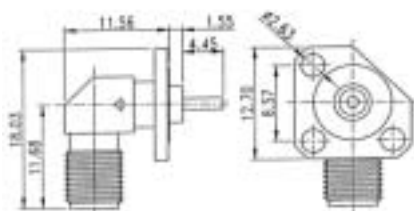

Model No.	<b>S235</b>
Cable	
Remark	





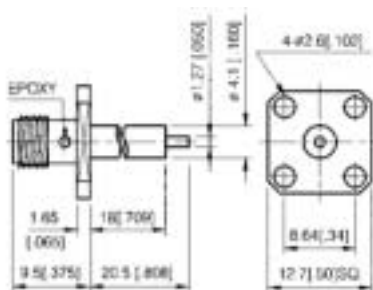

### SMA Jack Receptacle

Model No.	<b>S236</b>
Cable	
Remark	



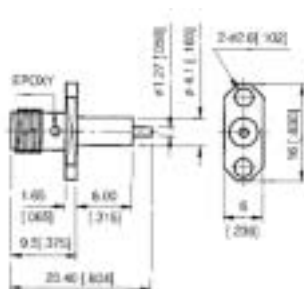

### SMA R/A Jack Receptacle

Model No.	<b>S237</b>
Cable	
Remark	



### SMA Panel Mount Jack Receptacle-4 Hole Flange

Model No.	<b>S253</b>
Cable	
Remark	


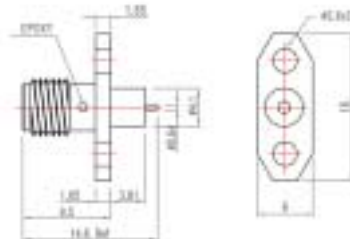


### SMA Panel Mount Jack Receptacle-2-Hole Flange

Model No.	<b>S255</b>
Cable	
Remark	


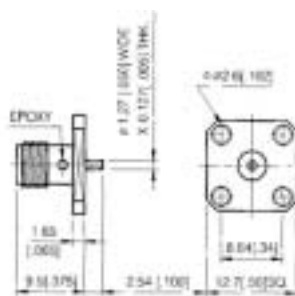
### SMA Panel Mount Jack Receptacle-2-Hole Flange

Model No.	<b>S256</b>
Cable	
Remark	



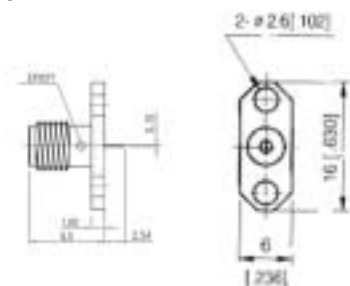
### SMA Panel Mount Jack Receptacle-4-Hole Flange

Model No.	<b>S257</b>
Cable	
Remark	



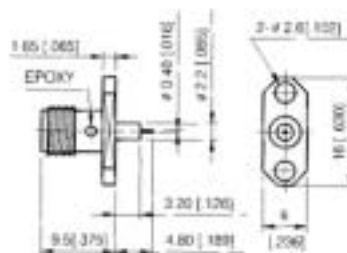
### SMA Panel Mount Jack Receptacle-2-Hole Flange

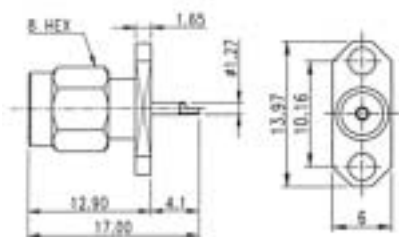
Model No.	<b>S258</b>
Cable	
Remark	



### SMA Panel Mount Jack Receptacle-2-Hole Flange

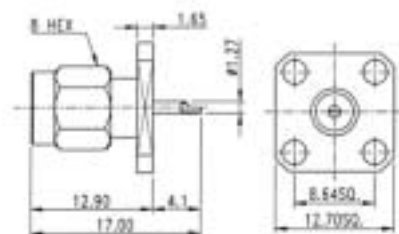

Model No.	<b>S259</b>
Cable	
Remark	





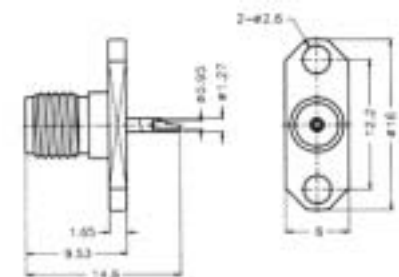
### SMA Panel Mount Plug Receptacle, 2-Hole Flange

Model No.	<b>S113</b>
Cable	
Remark	



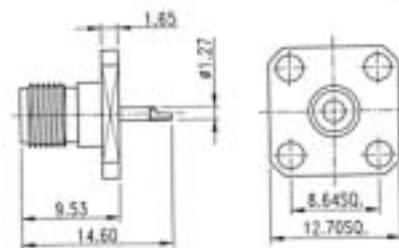

### SMA Panel Mount Plug Receptacle, 4-Hole Flange

Model No.	<b>S114</b>
Cable	
Remark	



### SMA Panel Mount Jack Receptacle, 2-Hole Flange

Model No.	<b>S215</b>
Cable	
Remark	



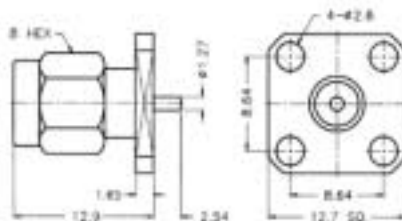
### SMA Panel Mount Jack Receptacle, 4-Hole Flange

Model No.	<b>S216</b>
Cable	
Remark	



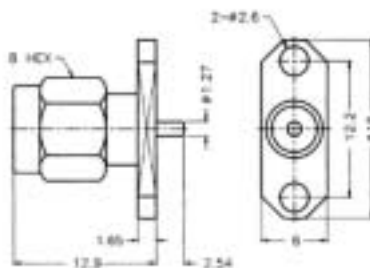
### SMA Panel Mount Plug Receptacle, 4-Hole Flange, Blunt Post

Model No.	<b>S131</b>
Cable	
Remark	




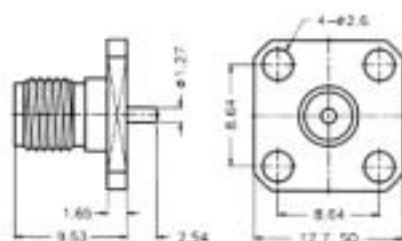
### SMA Panel Mount Plug Receptacle, 2-Hole Flange, Blunt Post

Model No.	<b>S132</b>
Cable	
Remark	



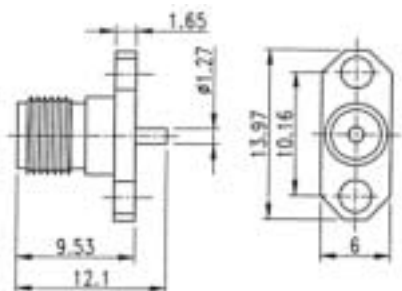
### SMA Panel Mount Jack Receptacle, 4-Hole Flange, Blunt Post

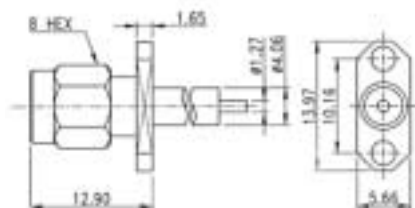
Model No.	<b>S231</b>
Cable	
Remark	



### SMA Panel Mount Jack Receptacle, 2-Hole Flange, Blunt Post

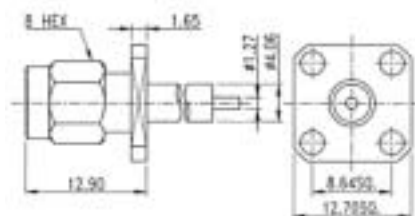
Model No.	<b>S232</b>
Cable	
Remark	





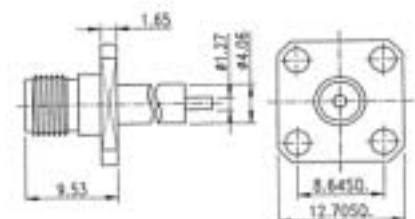

### SMA Panel Mount Plug Receptacle, 2-Hole Flange

Model No.	<b>S117</b>
Cable	
Remark	



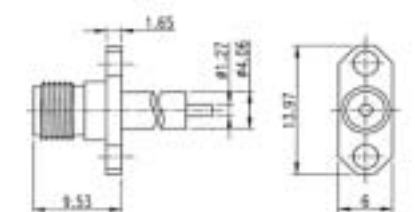

### SMA Panel Mount Plug Receptacle, 4-Hole Flange

Model No.	<b>S119</b>
Cable	
Remark	



### SMA Panel Mount Jack Receptacle, 4-Hole Flange

Model No.	<b>S220</b>
Cable	
Remark	

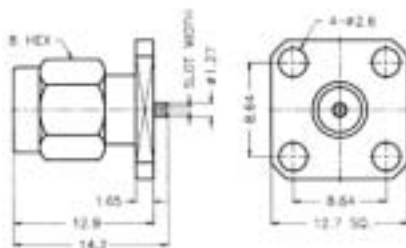


### SMA Panel Mount Jack Receptacle, 2-Hole Flange

Model No.	<b>S221</b>
Cable	
Remark	

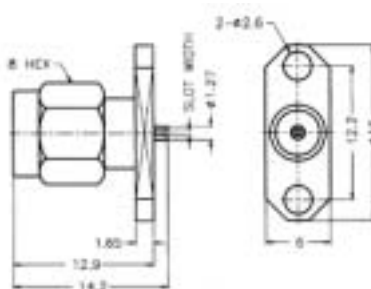
### SMA Panel Mount Plug Receptacle, 4-Hole Flange

Model No.	<b>S133</b>
Cable	
Remark	



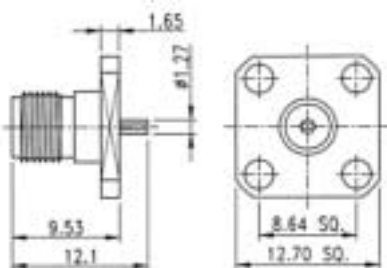
### SMA Panel Mount Plug Receptacle, 2-Hole Flange

Model No.	<b>S134</b>
Cable	
Remark	



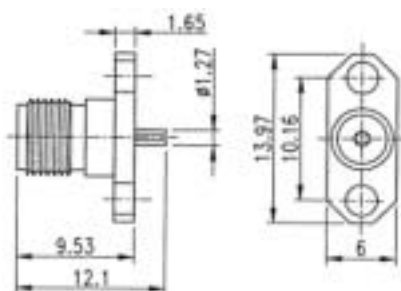
### SMA Panel Mount Jack Receptacle, 4-Hole Flange

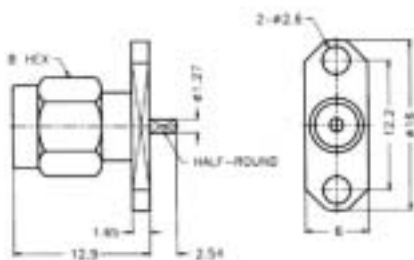
Model No.	<b>S222</b>
Cable	
Remark	



### SMA Panel Mount Jack Receptacle, 2-Hole Flange

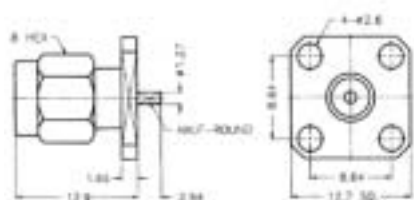

Model No.	<b>S224</b>
Cable	
Remark	





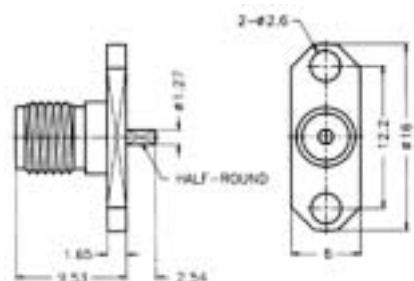
### SMA Panel Mount Plug Receptacle, 2-Hole Flange

Model No.	<b>S112</b>
Cable	
Remark	



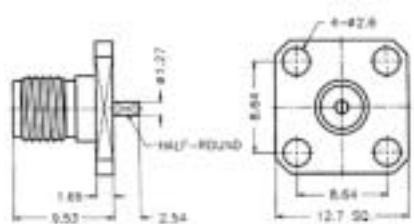

### SMA Panel Mount Plug Receptacle, 4-Hole Flange

Model No.	<b>S111</b>
Cable	
Remark	



### SMA Panel Mount Jack Receptacle, 2-Hole Flange

Model No.	<b>S225</b>
Cable	
Remark	


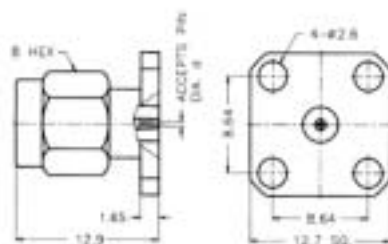


### SMA Panel Mount Jack Receptacle, 4-Hole Flange

Model No.	<b>S226</b>
Cable	
Remark	

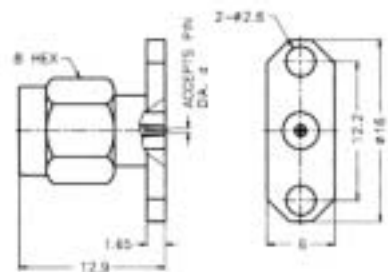
### SMA Panel Mount Plug Receptacle, 4-Hole Flange

Model No.	<b>S140</b>
Cable	
Remark	




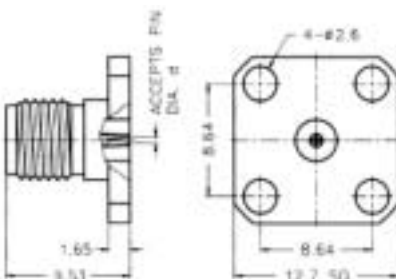
### SMA Panel Mount Plug Receptacle, 2-Hole Flange

Model No.	<b>S141</b>
Cable	
Remark	



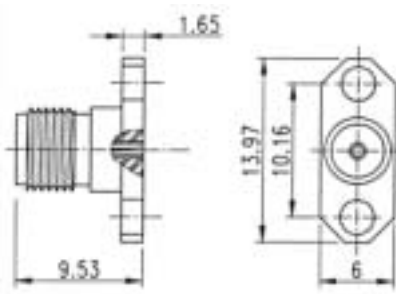
### SMA Panel Mount Jack Receptacle, 4-Hole Flange

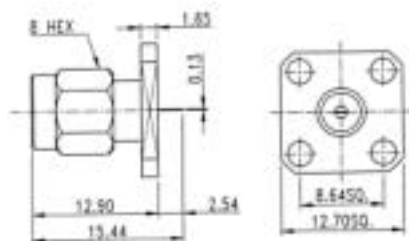
Model No.	<b>S240</b>
Cable	
Remark	



### SMA Panel Mount Jack Receptacle, 2-Hole Flange

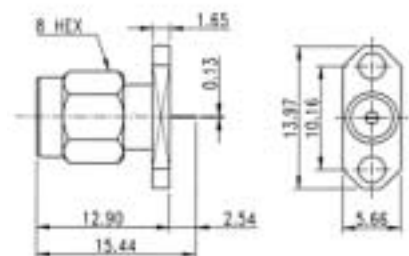
Model No.	<b>S241</b>
Cable	
Remark	





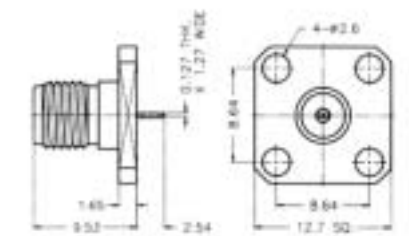

### SMA Panel Mount Plug ,4-Hole Flange

Model No.	<b>S107</b>
Cable	
Remark	



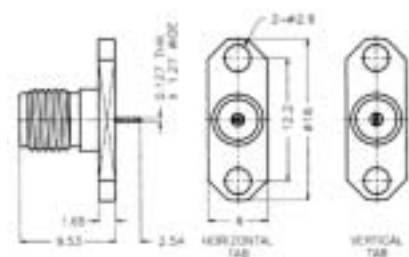
### SMA Panel Mount Plug ,2-Hole Flange

Model No.	<b>S108</b>
Cable	
Remark	



### SMA Panel Mount Jack ,4-Hole Flange

Model No.	<b>S233</b>
Cable	
Remark	

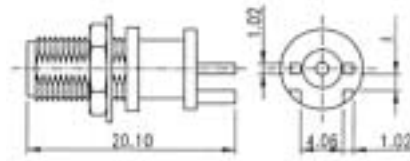


### SMA Panel Mount Jack ,2-Hole Flange

Model No.	<b>S234</b>
Cable	
Remark	

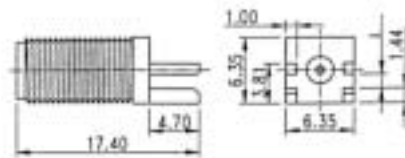
### SMA Jack, Round Contact

Model No.	<b>S250</b>
Cable	
Remark	"A" dimension is adjustable upon PCB thickness



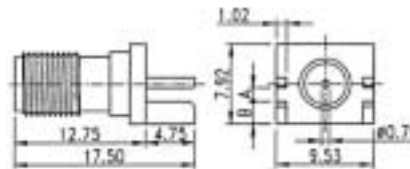
### SMA Jack, Round Contact

Model No.	<b>S251</b>
Cable	
Remark	"A" dimension is adjustable upon PCB thickness



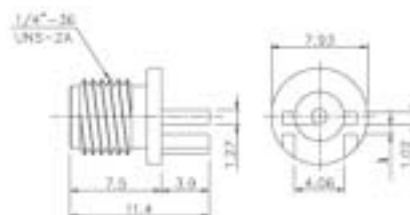
### SMA Jack, Round Contact

Model No.	<b>S252</b>
Cable	
Remark	"A" dimension is adjustable upon PCB thickness




### SMA Jack, Edge Card

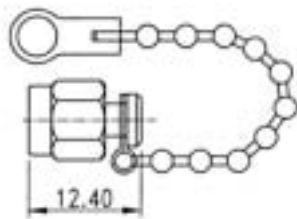
Model No.	<b>S246</b>
Cable	
Remark	"A" dimension is adjustable upon PCB thickness







**S110 : Dust Cap for SMA Jack**



**S900 : Dust Cap ,Plastic Type**